

Technical Data Sheet.



PercoTop® Acrylic 100 Top Coat.

- 2K top coat based on acrylic resins
- good lightfastness
- for indoor and outdoor use
- easy to apply
- 5 gloss degrees possible
- textured finish can be created

For professional use only!

I-Technical Data Sheet No. EN / Acryl 100 / 01

Substrate.

Suitable substrates:

1. Fully cured, solvent resistant, well preserved and lightly sanded original or old paintwork.
2. Surfaces coated with a primer or a surfacer.
(See Technical Data Sheet "Paint Systems")
3. PVC and powder coated substrate.
(See Technical Data Sheet "Coating Window Frames", SYS_951.2)

Substrate pretreatment:



Thoroughly clean original or old finish or PercoTop® Primer 010 / 040 with PercoTop® Multicleaner CS 400.



Sand dry with random orbital sander and dust extraction, P320 – 500 grade

or



wet with P600 - 800 grade.



Before further treatment, carefully clean sanded areas once more with PercoTop® Multicleaner CS 400 to remove all dust, paint residue from sanding and other impurities.

Application.

Mixing ratio:



2:1 by volume with
PercoTop® Activator
Standard CS 701

2:1 by weight with
PercoTop® Activator
Standard CS 701



5:1 by volume with
PercoTop® Activator
fast CS 702

5:1 by weight with
PercoTop® Activator
fast CS 702

Pot life:

2 hours at +20°C PercoTop® Activator fast CS 702
3 hours at +20°C PercoTop® Activator Standard CS 701

Reducer:

PercoTop® Thinner Standard CS 600
PercoTop® Thinner 2K CS 602
PercoTop® Thinner fast CS 603









Special notes:



1. Stir mixing pastes and binders thoroughly each time before use.
After weighing of the components the mixture has to be stirred thoroughly.



2. Before application a colour comparison is recommended.

Method of application: Application viscosity 4 mm, +20°C, DIN 53211: Reducer at +20°C material temperature: Spray nozzle*: Material pressure*: Atomising pressure*: Number of coats: Recommended dry film thickness: Elastification: Texture creation: Drying. Air drying: Force drying:		Gravity/ suction feed gun	HVLP	Pressure pot
				
		20 - 22 seconds		
		0% PercoTop® Activator Standard CS 701 15 - 20% PercoTop® Activator fast CS 702		
		1.3 - 1.5 mm	1.3 - 1.5 mm	0.8 - 1.1 mm
		-	-	0.5 - 1.5 bar
		2.5 - 3 bar	2 - 3 bar	2.5 - 3 bar
		2 coats		
		50 - 60 µm		
		<p>The top coat can be elastified by adding 10% Permasolid Elastic Additive 9050.</p> <p>Various surface textures can be obtained by adding max. 10% of one of the Multitex additives. Multitex additives are neutral in colour, but reduce the gloss level. (Not for Airmix/ Airless/Electrostatic application).</p>		
		<u>At +20°C ambient temperature</u> dust dry: 60 minutes dry for handling: 4 - 8 hours dry: 24 - 30 hours		
		<u>Flash-off time:</u> 10 - 20 minutes		
		<u>Drying time</u> <u>and temperature:</u> 30 minutes at +60°C metal temperature		

* See manufacturer's instructions!

Note on safety:



This product is classified according to regulation (EC) 1272/2008 (CLP).

Please consult the Safety Data Sheet.

It is strongly recommended to use appropriate personal protection equipment during application.

Data.

Viscosity as supplied:

white = 60 - 70 seconds

black = 70 - 80 seconds

Flash point:

+ 24°C

Solids content:

white
62.8 %
by wt.

black
53.3 %
by wt.

white black
with PercoTop®
Activator fast CS 702

white
64.9 %
by wt.

black
57.0 %
by wt.

Specific weight:

1.19 g/cm³

0.98 g/cm³

1.17 g/cm³

1.00 g/cm³

Coverage*:

at 40 µm dry film thickness:

9 m²/l

10.1 m²/l

* The coverage was calculated on the basis of the recommended dry film thickness and the solids content by volume. No allowance was made for wastage during application.

Information

The information provided herein corresponds to our knowledge on the subject at the date of its publication. This information may be subject to revision as new knowledge and experience becomes available. The data provided fall within the normal range of product properties and relate only to the specific material designated; these data may not be valid for such material used in combination with any other materials or additives or in any process, unless expressly indicated otherwise. The data provided should not be used to establish specification limits or used alone as the basis of design; they are not intended to substitute for any testing you may need to conduct to determine for yourself the suitability of a specific material for your particular purposes. Since Axalta cannot anticipate all variations in actual end-use conditions Axalta makes no warranties and assumes no liability in connection with any use of this information. Nothing in this publication is to be considered as a license to operate under or a recommendation to infringe any patent rights.

This Technical Data Sheet supersedes all previous issues.

Copyright © 2014, Axalta Coating Systems, LLC and all affiliates. All rights reserved. The Axalta logo, Axalta™, Axalta Coating Systems™ and all products denoted with ™ or ® are trademarks or registered trademarks of Axalta Coating Systems, LLC and its affiliates. Axalta trademarks may not be used in connection with any product or service that is not an Axalta product or service.

Axalta Coating Systems Germany GmbH

Horbeller Straße 15

D-50858 Köln

Telefon +49 (0) 2234 / 6019 - 06

Fax +49 (0) 2234 / 6019 - 4100

www.spieshecker.com

